

# Elsner Donation Extension

---

## Overview

**Magento 2** Donations Suite is the extension that makes it possible to accept online donations Out of the box, Magento 2 doesn't allow to add such order surcharges.

### ◆ Installation

1. Download the archive file.
2. Unzip the file
3. Create a folder [root]/app/code/Elsnertech/Donation
4. Drop/move the unzipped folder to directory  
'Magento\_Root/app/code/Elsnertech/Donation'

### #Run the following commands :

- php bin/magento module:enable Elsnertech\_Donation'
- php bin/magento setup:upgrade
- php bin/magento setup:static-content:deploy
- php bin/magento cache:flush

### #EXTENSION FEATURES

1. Enable/disable Donation extension in Homepage, Sidebar Section, Cart Page, checkout page and checkout sidebar section.

2. You Can Set Minimum, Maximum, and Fixed Donation Amounts.
3. You can Set a Product Limit in the mentioned section.
4. Order List is shown in the Backend.
5. You can Set Minimum Donation Amount for a particular product.
6. You can add donation amounts on the Home-page, cart page, checkout page, and checkout sidebar section.

## ❖ Extension configuration

### 1. Backend setup

The main extension's settings can be found under STORES → Configuration → Elsnertech → Donation.

#### General



<b>Minimal Donation Amount</b> <small>[store view]</small>	<input type="text" value="1"/>
<b>Maximal Donation Amount</b> <small>[store view]</small>	<input type="text" value="10000"/>
<b>Fixed Donation Amount</b> <small>[store view]</small>	<input type="text" value="5,10,15,25,50"/>

---

- **Minimal Donation Amount** specifies the minimal value of the allowed donations.
- **Maximal Donation Amount** specifies the maximal value of the allowed donations.
- **Fixed Donation Amount** specifies the value of the allowed donations. This will be shown on the front end as well.

## ❖ Layout

ELSNERTECH EXTENSIONS ^	
Donation	
SERVICES v	
ADVANCED v	

Layout

Sidebar <small>[store view]</small>	Enable
Sidebar Product Limit <small>[store view]</small>	4
Homepage <small>[store view]</small>	Enable
Homepage Product Limit <small>[store view]</small>	4
Cart <small>[store view]</small>	Enable
Cart Product Limit <small>[store view]</small>	4
Checkout <small>[store view]</small>	Enable
Checkout Product Limit <small>[store view]</small>	4
Checkout Sidebar <small>[store view]</small>	Enable
Checkout Sidebar Product Limit <small>[store view]</small>	4


- **Sidebar** - enables / disables the sidebar section donations functionality in the sidebar section.
- **Sidebar product limit** - You can Set the Product Limit in the Sidebar section.

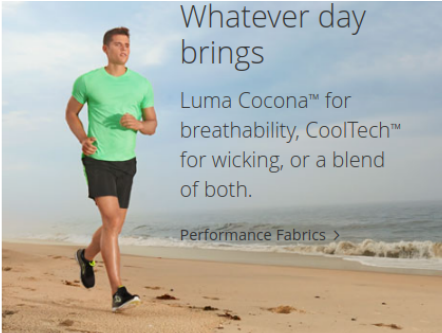
## Example: Showing In Frontend

Jackets  
Tees  
Tanks  
Pants  
Shorts

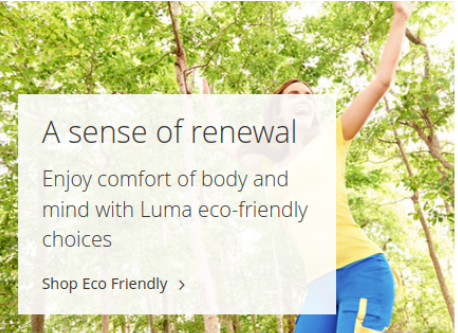
**Support a charity with your donation**  
Pick one of our favorite charities and donate

**Charities that can use your support**





Whatever day brings  
Luma Cocona™ for breathability, CoolTech™ for wicking, or a blend of both.  
[Performance Fabrics >](#)



A sense of renewal  
Enjoy comfort of body and mind with Luma eco-friendly choices  
[Shop Eco Friendly >](#)

**Luma's Latest**  
Just in time for the new season!

[Compare Products](#)  
You have no items to compare.


© 2014 Luma. All rights reserved.

- **Homepage** - enables/disables the sidebar section donations functionality in the Homepage section.
- **Homepage product limit** - You can Set a Product Limit in the Homepage section.


## Example: Showing In Frontend

**Support a charity with your donation**  
Pick one of our favorite charities and donate


**Charities that can use your support**



[I want to donate](#)



[I want to donate](#)



[I want to donate](#)

- **Cart** - enables/disables the sidebar section donations functionality in the homepage section.
- **Cart product limit** - You can Set the Product Limit in the cart page section.

**Example: Showing In Frontend**

The screenshot displays a shopping cart interface. At the top, it says 'Shopping Cart'. Below this is a table with the following columns: Item, Price, Qty, and Subtotal. The table contains one row: 'First Donation' with a price of '\$10.00', a quantity of '1', and a subtotal of '\$10.00'. To the right of the table is a 'Summary' sidebar. It includes a dropdown for 'Estimate Tax', a 'Subtotal' of '\$10.00', and an 'Order Total' of '\$10.00'. Below the summary is a section titled 'Support a charity with your donation' which is highlighted with a red box. This section includes the text 'Pick one of our favorite charities and donate' and 'Charities that can use your support' with three placeholder icons. At the bottom of the sidebar is a blue button labeled 'Proceed to Checkout'. Below the table, there is an 'Update Shopping Cart' button and an 'Apply Discount Code' dropdown.

- **Checkout** - enables/disables the sidebar section donations functionality on the Checkout Page.
- **Checkout product limit** - You can Set the Product Limit on the checkout page.
- **Checkout Sidebar** - enables/disables the sidebar section donations functionality in the checkout sidebar section.
- **Checkout Sidebar Product Limit** - You can Set a Product Limit in the checkout sidebar product limit section.

## Example: Showing In Frontend

**Payment Method**

Check / Money order

Veronica Costello  
6146 Honey Bluff Parkway  
Calder, Michigan 49028-7978

(555) 229-3326

Edit

Place Order

Apply Discount Code ▾

**Support a charity with your donation**  
Pick one of our favorite charities and donate

Charities that can use your support

I want to donate I want to donate I want to donate

**Order Summary**

Cart Subtotal	\$10.00
Tax	\$0.83
<b>Order Total</b>	<b>\$10.83</b>

1 Item in Cart

	First Donation Qty: 1 \$10.00
--	-------------------------------------

**Support a charity with your donation**  
Pick one of our favorite charities and donate

Charities that can use your support

--	--	--

## ❖ Track donations

The extension gives you the ability to see all orders with the donations on a single page. To see all orders with donations, go to REPORT→SALES → Donations. The grid has the "Donation amount" and the "Organization" column to display. The orders grid is available for each organization as well.

**Reports**

View Details System Messages: 4

Search icon 2 notifications mage\_elsner

Filters Default View Columns Export

20 per page 1 of 1

Invoiced	Created At	Action
No	2022-08-06 05:35:16	<a href="#">View order</a>
No	2022-08-06 05:35:16	<a href="#">View order</a>
No	2022-08-06 06:17:37	<a href="#">View order</a>
No	2022-08-06 06:17:37	<a href="#">View order</a>
No	2022-08-06 06:17:37	<a href="#">View order</a>
No	2022-08-06 06:42:15	<a href="#">View order</a>
No	2022-08-06 06:42:15	<a href="#">View order</a>
No	2022-08-06 06:42:15	<a href="#">View order</a>

Navigation sidebar (Reports):

- Marketing: Products in Cart, Search Terms, Abandoned Carts, Newsletter Problem Reports, Reviews, By Customers, By Products
- Sales: Orders, Tax, Invoiced, Shipping, Refunds, Coupons, PayPal Settlement, Braintree Settlement, **Donations**
- Customers: Order Total, Order Count, New, Products, Views, Bestsellers, Low Stock, Ordered, Downloads, Statistics, Refresh Statistics
- Business Intelligence: Advanced Reporting, BI Essentials

## Donations

Search icon 2 notifications mage\_elsner

Filters Default View Columns Export

8 records found

20 per page 1 of 1

ID	Charity Name	Sku	Amount	Order	Order Status	Invoiced	Created At	Action
1	First Donation	First Donation	15	10	pending	No	2022-08-06 05:35:16	<a href="#">View order</a>
2	First Donation	First Donation	50	10	pending	No	2022-08-06 05:35:16	<a href="#">View order</a>
3	First Donation	First Donation	50	11	pending	No	2022-08-06 06:17:37	<a href="#">View order</a>
4	First Donation	First Donation	5	11	pending	No	2022-08-06 06:17:37	<a href="#">View order</a>
5	First Donation	First Donation	10	11	pending	No	2022-08-06 06:17:37	<a href="#">View order</a>
6	donation3	donation3	10	12	pending	No	2022-08-06 06:42:15	<a href="#">View order</a>
7	First Donation	First Donation	25	12	pending	No	2022-08-06 06:42:15	<a href="#">View order</a>
8	First Donation	First Donation	15	12	pending	No	2022-08-06 06:42:15	<a href="#">View order</a>

## 2. Add Donation Product

Login to the Magento Admin, choose **Catalog > Products**

Task "Rule processing: 2,3": 1 Item(s) have been scheduled for update. [View Details](#) System Messages: 4

Products

Categories

Reload Data

Go to Advanced Reporting

Chart is disabled. To enable the chart, click [here](#).

Revenue	Tax	Shipping	Quantity
\$0.00	\$0.00	\$0.00	0

Retainers Most Viewed Products New Customers Customers

Task "Rule processing: 2,3": 1 Item(s) have been scheduled for update. [View Details](#) System Messages: 4

### Products

Filters Default View

Active filters: Keyword: donation

donation

Actions 3 records found 20 per page

ID	Thumbnail	Name	Type	Attribute Set	SKU	Price	Quantity	Salable Quantity	Visibility	Status	Website	Actions
2050		First Donation	Donation Product	Default	First Donation		100.0000	No manage stock	Catalog, Search	Enabled	Main Website	<a href="#">Edit</a>



# ◆ Home Page View Of Donation Product.

## Support a charity with your donation

Pick one of our favorite charities and donate

### Charities that can use your support



I want to donate



I want to donate



I want to donate

## First Donation



\$ 5

\$ 10

\$ 15

\$ 25

\$ 50

Choose your own Amount \$ (minimum \$ 1)

\$

*The selected amount will be added to your shopping cart.*

I want to donate this amount

## Support

If you have any questions or need any support from our team. Please feel free to contact us in the following ways. We will get back to you within 24 hours since you submitted your request.

- Submit [contact](#) form.
  - Email us at [sales@elsner.com](mailto:sales@elsner.com)
  - Contact us on our website: <https://store.elsner.com/>
-